



Essence

Newly designed, Huvitz continues to lead in product development combining innovation with value and performance

HNT-1/1P Huvitz Tonometer with Smart Puffing Control Tech

Specification

Intraocular Pressure

| | |
|---|--|
| Intraocular Pressure Measurement Mode [AT3D(X, Y, Z), AT2D(X, Y), MT(Manual)] | |
| Measurable Range | 0~60mmHg |
| Measurement Mode | SPC30, SPC60, 30, 60 |
| Measurement Value | 1mmHg step(Average : 0.1mmHg step) |
| Measurement Accuracy | ±5mmHg |
| Smart Puffing Control(SPC) Feature | SPC30(0 to 30mmHg) or SPC60(0 to 60mmHg) |
| Central Cornea Thickness Compensation Function | Yes |

Central Cornea Thickness Measurement (HNT-1P only)

| | |
|---|------------|
| Pachymetry Measurement Mode [AT3D(X, Y, Z), AT2D(X, Y), MT(Manual)] | |
| Measurable Range | 150~1300µm |
| Measurement Value | 1µm step |
| Measurement Accuracy | ±5µm |

Common(HNT-1, HNT-1P)

| | |
|-----------------------------------|--|
| Type | Non-contact |
| Working Distance | 11mm |
| Data Display | 10 measurement data |
| Screen | 7inch TFT LCD |
| Printer | Thermal Line Printer |
| Power saving Function(Sleep Mode) | 1/3/5 minutes |
| Electrical Power | AC100-240V, 50/60Hz |
| Current | 1.0-0.7A |
| External I/O | RS-232C (in/out) |
| Dimension & Weight | 514(W) x 262(D) x 435(H)mm / 17.5Kg(HNT-1), 18.5Kg(HNT-1P) |

Designs and details can be changed without prior notice for the purposes of improvement.



HUVITZ Co., Ltd. 38, Burim-ro 170beon-gil, Dongan-gu, Anyang-si, Gyeonggi-do, 14055, Republic of Korea
Tel:+82-31-442-8868 Fax:+82-31-477-8617 <http://www.huvitz.com>

M2ARAA-16-00001(Rev.C)

HNT-1/1P

Huvitz Tonometer with Smart Puffing Control Tech



Smoothness and Perfection HNT-1/IP

Soft & Smart Puffing, Corneal Thickness Compensation, Combined with Great Economical Value – A New Standard in Intraocular Pressure Measurement

The new tonometer HNT-1/IP measures customized intraocular pressure with smart function auto-adjustable puffing intensity.

Intuitive interface based on corneal thickness to compensate for IOP value, produces accurate measuring data immediately and effortlessly.



Soft and Smart Puffing – with Your Patient's Comfort in Mind.

Concept image visualized Smart Puffing Control.



Auto-adjustable Smart Puffing Control for Intraocular Pressure

Its smart function is possible with customized intraocular pressure as it adjusts the puffing pressure level based on the patient's own intraocular pressure.

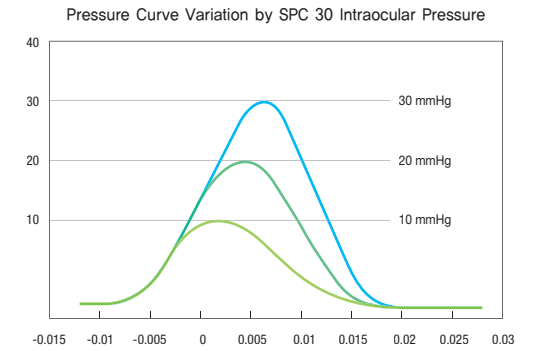
The moment the proper intraocular pressure signal is acquired, air pressure delivery stops, reducing the discomfort caused to the patient by unilateral high-pressure puffing.

Auto Tracking Guide Display

Automatic 3D tracking and focusing. User-friendly animated feedback for User, when outside of normal auto-tracking range, to help guide with the required joystick and chin rest adjustments needed.

User Friendly Interface

Anyone can easily use thanks to the user-friendly icon-based intuitive interface.



Auto Tracking Guide / User Friendly Interface



3D Driving Mechanism for Auto Focusing

IOP Measurement Taking into Account Corneal Thickness – Producing Comprehensive Data



Accurate Corneal Thickness Compensation

To measure accurate intraocular pressure, simply input patient's corneal thickness on the HNT-1 to print-out compensated IOP value. (HNT-1)

When using the built-in pachymeter, available on the HNT-1P, it immediately shows compensated IOP value. (HNT-1P)

CCT(Central Cornea Thickness) Measurement

Enables accurate measuring corneal thickness by utilizing the scheidpflug method. (HNT-1P)

Visualization for Corneal Thickness Measurement

Bilateral corneal thickness by visualizing cross-section image of measured corneal thickness. (HNT-1P)

ACA(Anterior Chamber Angle) Capture

ACA cross-section capturing function helps to support the diagnosis of angle-closure which is one of the main causes of glaucoma. (HNT-1P)

Angle Measurement Function by Touch Screen

Utilize the ACA cross-section touch-screen, and the angle shows in graphic and numerical display with easy measurement. (HNT-1P)



Intuitive Gesture and Easy to Use

High Resolution 7" Color Touch-Screen

By adopting a wide color TFT LCD, it produces a vivid, high resolution (with no afterimage) image with real-time processing chip.

User-friendly and easy to use touch-screen.

More Accurate Safety Stopper Function

When pushing the safety button, it prevents contacting air nozzle to patient's eye by means of adopting auto-sensor which initializes the position of the air nozzle.

Motorized Chin Rest

User-friendly and easy to use motorized chin rest.

High Speed Internal Printer

Built-in printer, conveniently and quickly prints measured data.

Network Data Transfer Function

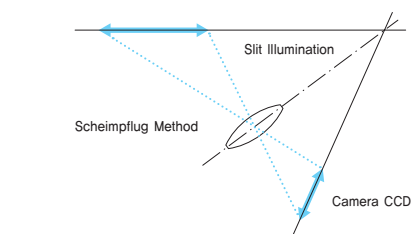
Send measured data to external computer by RS-232C interface cable. (EMR compatible)

Power Saving Sleep Mode Function

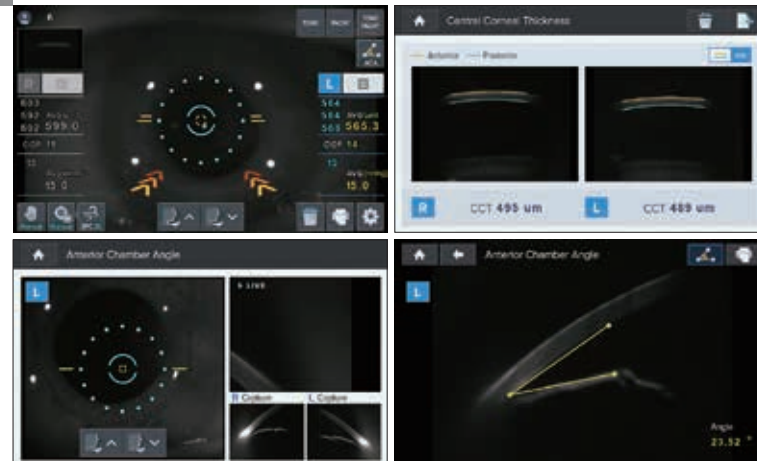
Automatic sleep mode when not in use.

CCT Measurement and IOP Compensation

Visualization for Corneal Thickness



CCT(Central Cornea Thickness) Measurement Concept



ACA Shooting

ACA Measurement



Motorized Chin Rest

Internal Printer