

One vision, Two sharp eyes
with Our Innovation

TMS-4N

Topographic Modeling System



- USB Connection
- Auto Shot Function
- Large Patient Database
- Easy Database Operation
- Multi-Language Operation
- Fourier Refractive Analysis
- Quick Data Reference
- Built-in LCD Alignment
- Other Applications

TMS-4N SPECIFICATIONS

Measurement performance

Spherical measurement range	5.5 to 10.0 mm (61.36 to 33.75 D)
Spherical measurement accuracy	±0.02 mm (Spherical)

Auxiliary functions

Measurement

Measurement type	Ring cone
Ring numbers	25
Measurement points	6,400 maximum
Measurement points on a ring	256
Minimum / Maximum ring diameter	Ø 0.46 to 8.8 mm (43D)
Alignment	Manual with auto-correction

< CL option only >

Ring numbers	31
Measurement points	7,300 maximum
Measurement points on a ring	256
Minimum / Maximum ring diameter	Ø 0.57 to 10.9 mm (43D)
Alignment	Manual with auto-correction

System Requirements

Operating System	Windows®7 Professional (32bit,64bit) Windows®8.1 Professional (64bit) Windows®10 Professional (64bit)
CPU	Intel® Core™2 Duo processor or higher
Memory	More than 512 MB
Interface	USB 2.0 (Connection with a main unit)
Display (Resolution)	800 x 600 or higher

Main unit

Display	5.7 inch color LCD
Dimensions	296(W) x 508(L) x 448(H) mm
Weight	14 kg
Power Supply	AC 100 to 240V, 50 / 60 Hz 45 to 55 VA
Laser Class	Class 1

Tomey Corporation [Asia-Pacific]

2-11-33 Noritakeshinmachi
Nishi-ku, Nagoya, 451-0051, Japan
Tel: ++81-52-581-5327
Fax: ++81-52-561-4735
E-mail: intl@tomey.co.jp

Tomey GmbH [Europe]

Wiesbadener Straße 21
90427 Nürnberg, Germany
Tel: ++49-911-9385462-0
Fax: ++49-911-9385462-20
E-mail: info@tomey.de

For more information, visit our web site <http://www.tomey.com>

Always read and follow the instructions for use. Not all products, services, or offers are approved or offered in every market. Please note that the current status of approval for the labeling, instructions, and contents of the brochure may vary from one country to another.
©2017 Tomey Corporation. Specifications are subject to change without notice. Any products mentioned herein are registered trademarks of their respective owners.

210831

One vision, Two sharp eyes with Our Innovation

TMS-4N

Topographic Modeling System

A Decade of Achievement



- USB Connection
- Auto Shot Function
- Large Patient Database
- Easy Database Operation
- Multi-Language Operation
- Fourier Refractive Analysis
- Quick Data Reference
- Built-in LCD Alignment
- Other Applications



One vision, Two sharp eyes
with Our Innovation

TMS-4N

Topographic Modeling System

Famous, Traditional, Reliable Topographer



Placido Light Cone

Corneal Topographer Continues to Set the Standard for Resolution, Accuracy & Corneal Coverage.

The TMS-4N has comprehensive software: Single, Dual, Multiple and you can even customize your own map with a favorite scale, map type and so on. Fourier Analysis provides the refractive information with Spherical Equivalent, Regular Astigmatism, Asymmetry and Higher Order Irregularity. Fourier Analysis provides the refractive information with 3mm and 6mm diameter ranges. Software applications, for Klyce Statistics, Enhanced Height and Height Change Maps are also available.

Last Name	First Name	Patient ID
Tomey	Sample	001
Tomey	Sample	002
Tomey	Sample	003
Tomey	Sample	004
Tomey	Sample	005
Tomey	Sample	006
Tomey	Sample	007
Tomey	Sample	008
Tomey	Sample	009
Tomey	Sample	010
Tomey	Sample	011
Tomey	Sample	012
Tomey	Sample	013
Tomey	Sample	014
Tomey	Sample	015
Tomey	Sample	016

Data Listing As You Like!
Name by Name or Folder by Folder Data Listing.

- English
- Japanese
- Italian
- German
- French
- Spanish Euro
- Spanish L.A.
- Chinese
- Portuguese
- Custom

9+1 multi language menu!
Popular languages all over the world.

All former TMS data available to import!
Even TMS-1 Exams can be imported into the new system.

2Win
Date/Time: 1998/05/13 15:53:54
Cone: 34
File Name: 101.TMS
Path: C:\Tomey\TmsNewExam\

File Explorer showing application languages: English, Japanese, Italian, German, French, Spanish Euro, Spanish L.A., Chinese, Portuguese, Custom.

Application: Topographic

Standard: Absolute Background

Exam 1: 2013/05/01 17:33:54
Exam 2: 2013/05/01 17:34:00
Exam 3: 2013/05/01 17:34:16

Operated by Icons!
Visual Operation by Icons

Icons: KC, X2, X4, C1, C2

One Click Data Review!
To review Stats Data, just click an exam & highlight it.

Stats: Ks: 7.98 @ 57°, Kt: 7.77 @ 172°, Mink: 7.78 @ 3°, AvgK: 7.67, Cyl: 1.12 @ 130°, SRI: 0.39, PVA: 20/30-20/40, SA: 0.39

Exam Refraction: Sph: , Cyl: , Axis: , BCVA:

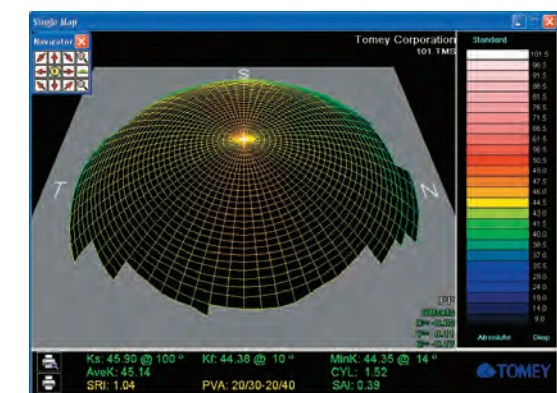
Clinic Name: , Disk Label: , Machine ID: , Diagnosis: , Group: , Operator:

Advanced Database Query!
Query data by machines, Stats data, patient data...many options available.

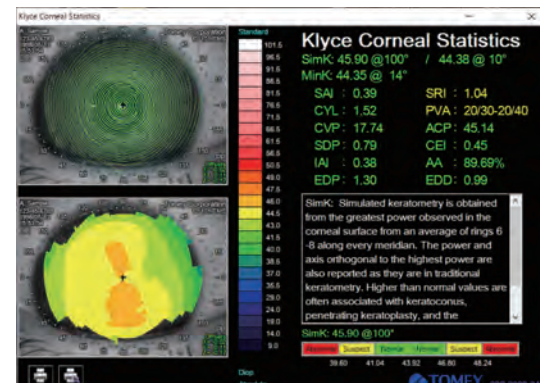
Advanced Query: Patient Name, Date, Machine ID, etc.



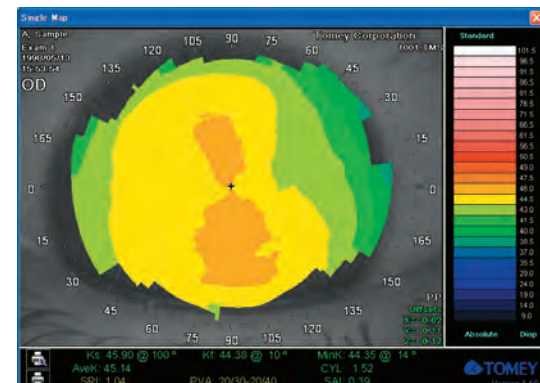
Fourier Analysis



3D Corneal Map



Klyce Corneal Statistics



Single Corneal Map

Statistical Indices

Simulated K, Minimum K, Average Corneal Power, Potential Visual Acuity, Surface Regularity Index, Surface Asymmetry Index, Corneal Eccentricity Index, Irregular Astigmatism Index, Standard Deviation of Corneal Power, Analyzed Area, Elevation/Depression Power, Elevation/Depression Diameter, Simulated Keratometric Cylinder Change.

Contact Lens Software (Option)

User-defined Fitting Strategies, User-defined Lens Designs, Simulated Fluorescein Patterns, Sagittal Tear Film Plots, Adjustment of Position, Rotation and Tilt, User Modifiable Data Base, Order Form Printout, Automatic Transmission of Data to Optical Lab.

TMS-1 features return with better resolution, accuracy and easy operation. TOMEY's light cones use 25 or 31 rings (the same as TMS-1), providing high resolution. The laser alignment system provides high accuracy and repeatability. The small cone design eliminates nose & brow shadow and provides extensive corneal coverage. The low light level of the rings promotes patient comfort.